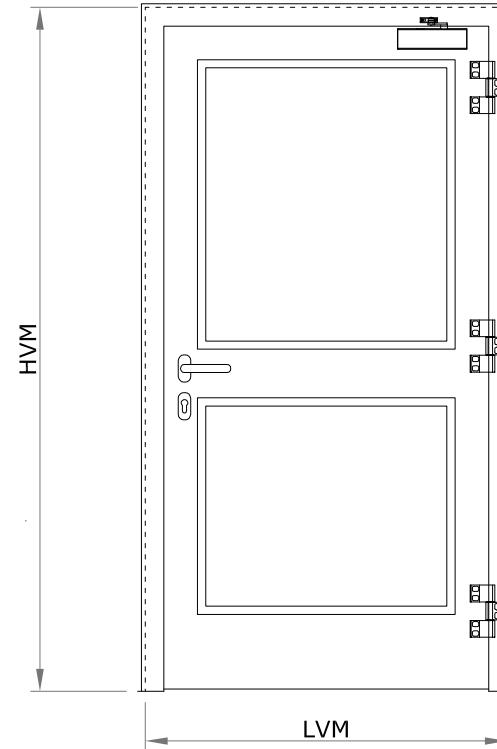
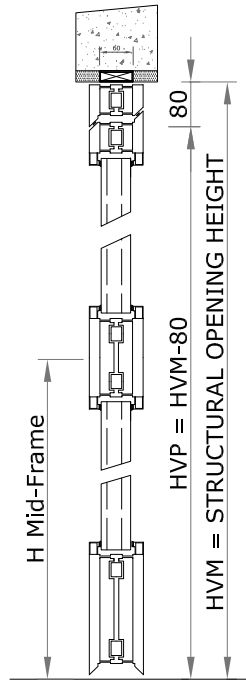
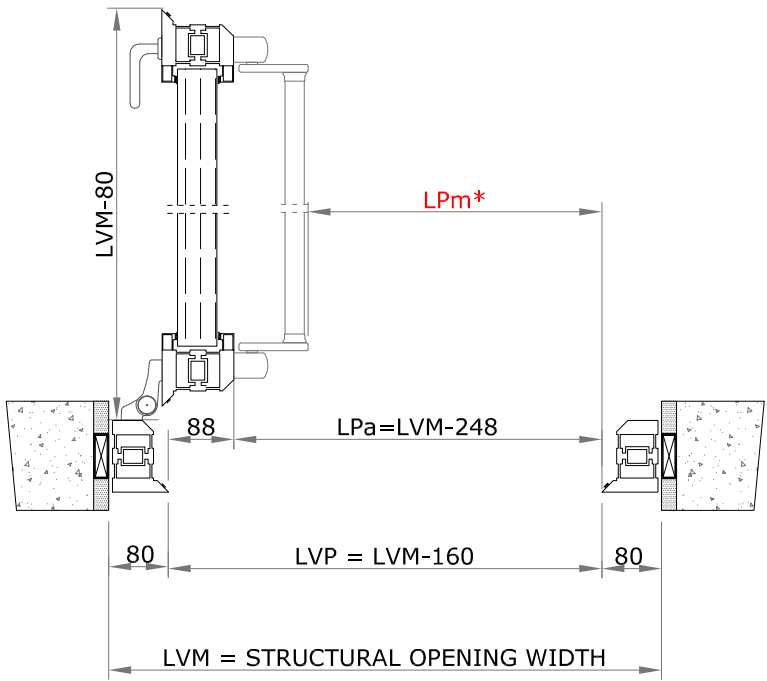


Horizontal Sec.

Vertical Sec.

Pull side view



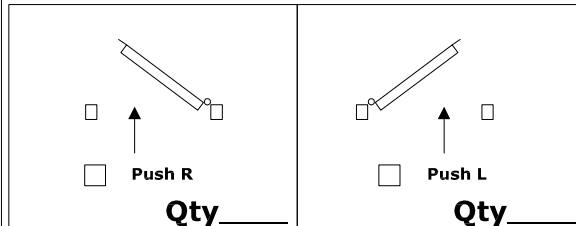
**ACCESSORIES**

- " V " arm door closer
- Slide arm door closer
- Couple of handle on round rose and lock profile
- Standard Lever Panic Bar
- Push-bar
- Electrical handle
- RAL .....

Other

LVM= Structural opening width  
 HVM=Structural opening height  
 LVP = Frame Passage Width  
 HVP = Frame Passage Height  
 LPa = Leaf Passage width  
 LPM\*= Panic bar passage width

LPM\*  Standard Lever = LVM-348 .....( ) mm.  
 Push-bar = LVM-311 .....( ) mm.



- EI 90 glass (internal use)
- EI 120 glass (internal use)

H Mid-Frame = \_\_\_\_\_ mm.

Dimensions mm.

LVM \_\_\_\_\_ x HVM \_\_\_\_\_

In case of fanlight please specify the full height passage (HPT)

HPT = \_\_\_\_\_



Fael Security Srl  
 Via E. Majorana  
 72100 Brindisi - ITALIA  
 Tel. 0831-546563 Fax 0831-546674  
 E-mail: fael@fael.com  
 Web: http://www.fael.com

**VITRALL**  
 EI 90/120 ALUMINIUM OPENABLE  
 GLAZED FIREDOOR  
 ONE LEAF

Client: \_\_\_\_\_

Order n° \_\_\_\_\_ date \_\_\_\_\_

Ref. : \_\_\_\_\_

Stamp and Signature

Date: