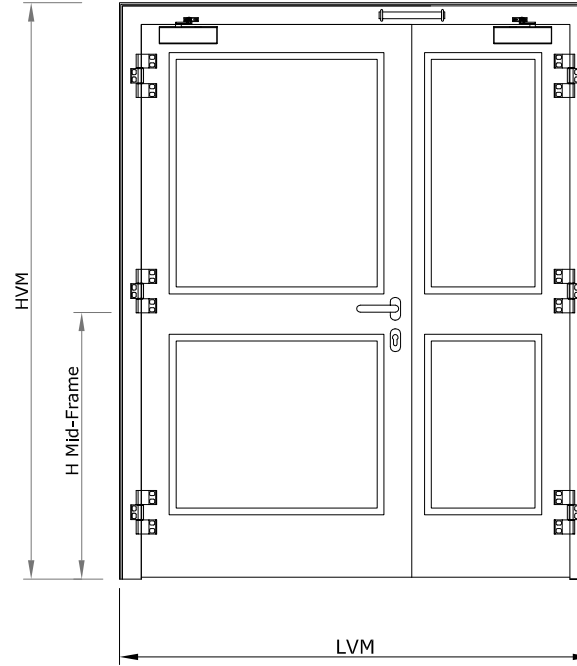
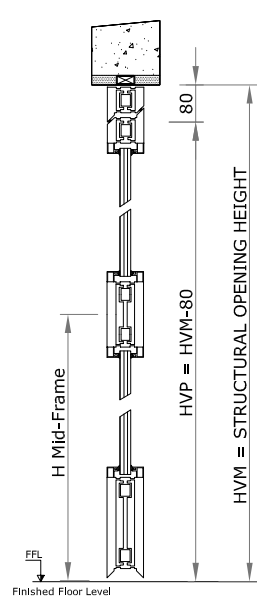
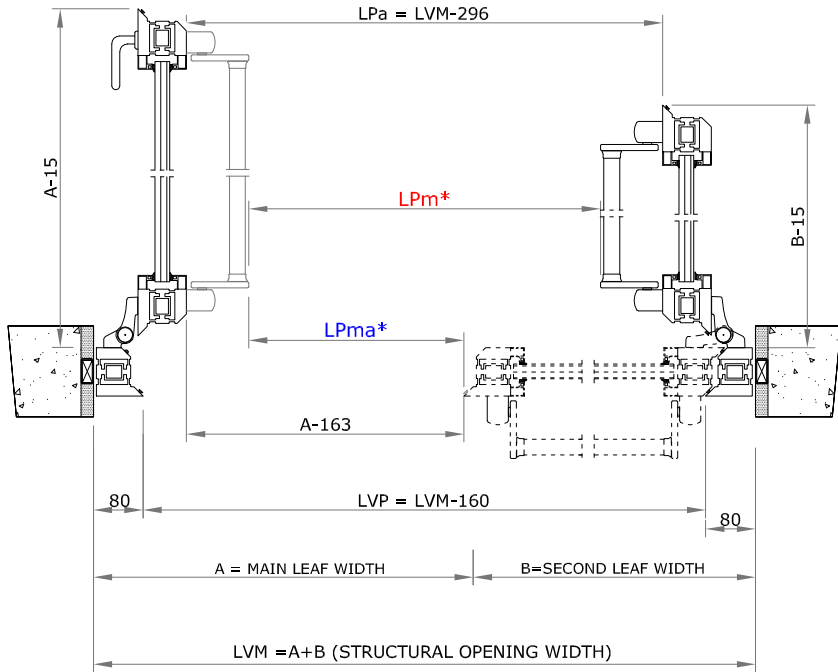


Horizontal Sec.

Vertical Sec.

Pull side view



ACCESSORIES

- " V " arm door closer
- Slide arm door closer
A > 1000 mm B > 1000 mm
- Door closer with integrated mechanical door coordinator
- Door selector
- Couple of handle on round rose and lock profile
- Standard Lever Panic Bar
- Standard Lever Panic Bar on secondary leaf
- Push-bar
- Push-bar on secondary leaf
- Electrical handle
- RAL

LVM= Structural opening width

HVM=Structural opening height

LVP = Frame Passage Width

HVP = Frame Passage Height

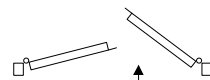
LPa = Leaf Passage width

LPm* = Panic bar passage width

LPma* = Panic bar leaf passage width

LPma*

LPm*

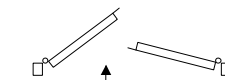


Standard Lever = A-263 () mm.

Push-Bar= A-226.....() mm.

Standard Lever = LVM-496() mm.

Push-Bar = LVM-426 () mm.



EI 30 glass (External use)

EI 60 glass (External use)

H Mid-Frame = mm.

Dimensions mm.

LVM _____ x HVM _____

LVM = A+B

A= _____ B = _____

In case of fanlight please specify the full height passage (HPT)

HPT = _____



Fael Security Srl
Via E. Majorana
72100 Brindisi - ITALIA
Tel. 0831-546563 Fax 0831-546674
E-mail: fael@fael.com
Web: http://www.fael.com

VITRALIGHT

EI 30/60 ALUMINIUM OPENABLE
GLAZED FIREDOOR
(External use)
ASYMMETRICS TWO LEAVES

Client: _____

Order n° _____ date _____

Ref. : _____

Stamp and Signature

Date: