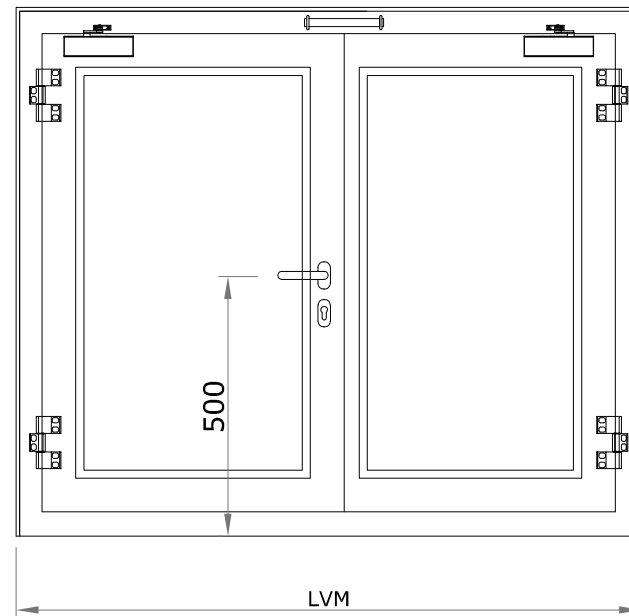
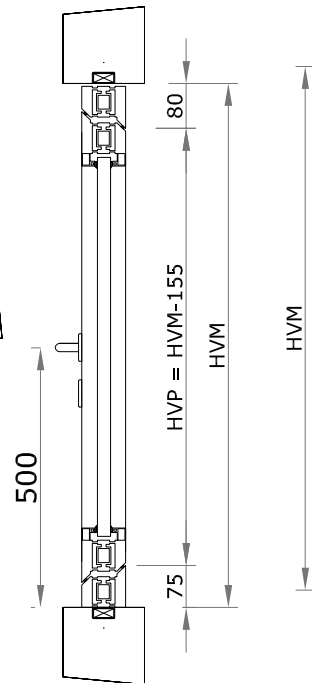
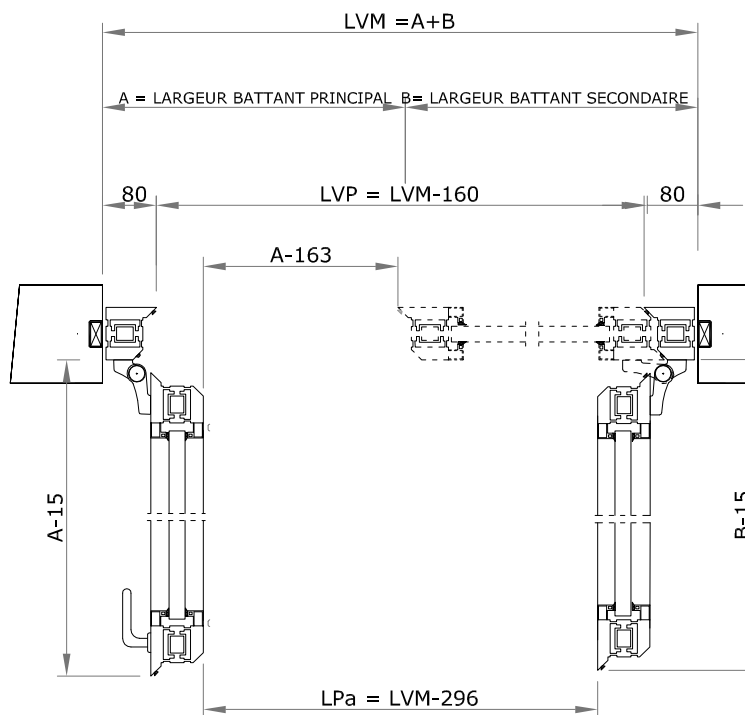


Coupe horizontale

Coupe Verticale

Vue à tirer



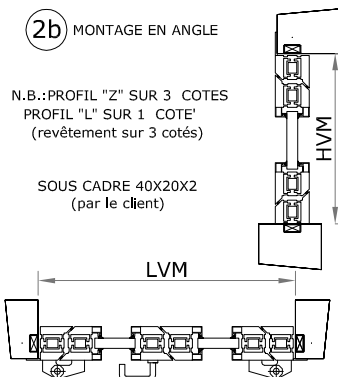
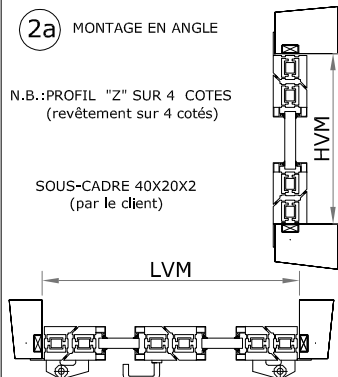
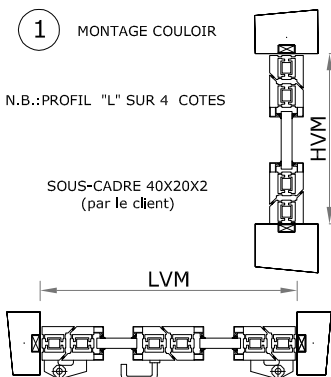
ACCESSOIRES

- Ferme-porte à " V "
- Ferme-porte à coulisse
- 1/2 poignée en Inox
- 1/2 cylindre (coté à tirer)
- Selecteur de fermeture
- RAL

Autre

LVM= Largeur Baie
 HVM=Hauteur Baie
 LPT = Largeur passage cadre
 HPT = Hauteur Passage cadre
 LPa = Largeur Passage Vantail

TYPE DE MONTAGE



Dimensions en mm.

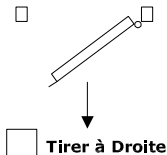
LVM _____ x HVM _____

LVM= A+B

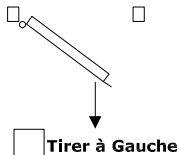
A= _____ B= _____

- Verre EI 30 (usage Externe)
- Verre EI 60 (usage Externe)

Qté. _____



Qté. _____



VITRALIGHT

FENETRE VITREE COUPE-FEU
 EI 30/60 Aluminium
 (2 Battants)
 USAGE EXTERNE

Client: _____

Cde n° _____ du _____

Ref. : _____

Timbre et Signature

Date:



Fael Security Srl
 Via E. Majorana
 72100 Brindisi - ITALIA
 Tel. 0831-546563 Fax 0831-546674
 E-mail: fael@fael.com
 Web: http://www.fael.com