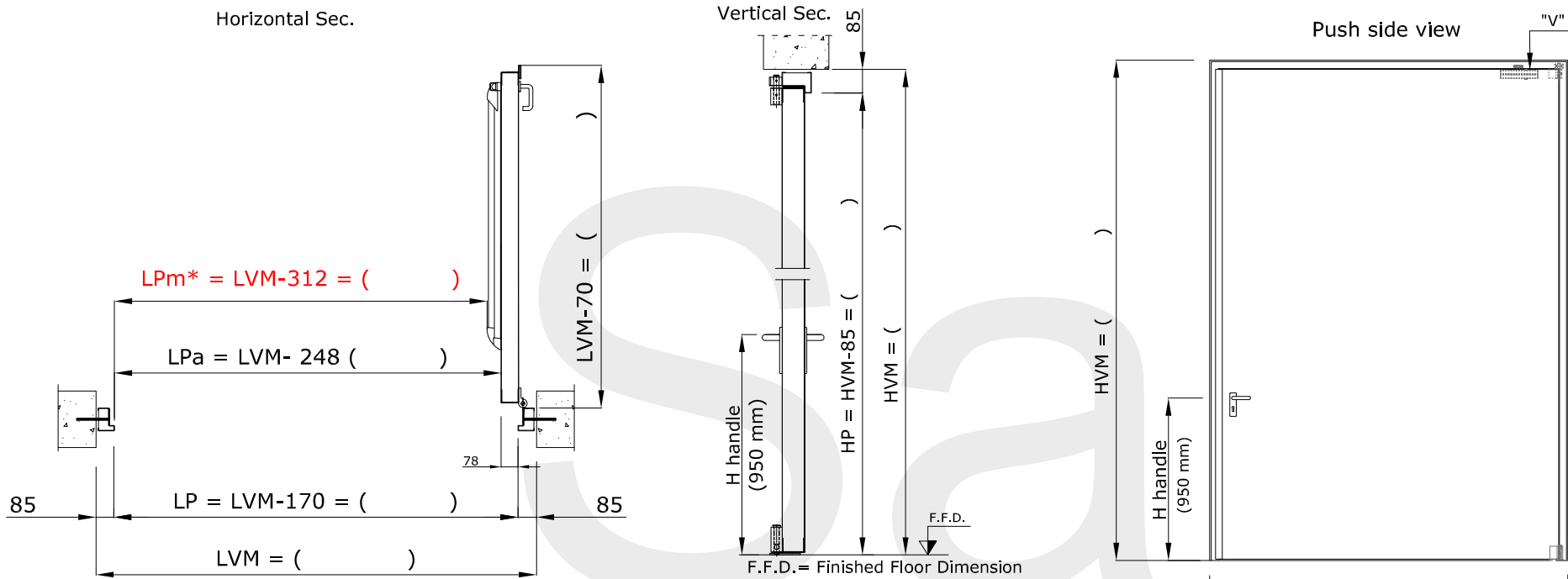


Horizontal Sec.

Vertical Sec.

Push side view

"V" arm door closer



Couple of handle

Panic Push-Bar

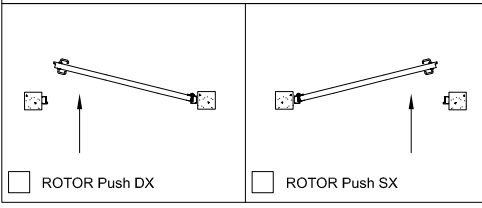
**Lpm\*** — Push-Bar = LVM-312 .....( ) mm

$LVM = ( )$

Handle Height: 950 mm

Example of ROTOR push right

Opening side



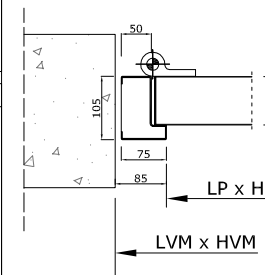
Dimension ROTOR in mm.

LVM \_\_\_\_\_ x HVM \_\_\_\_\_

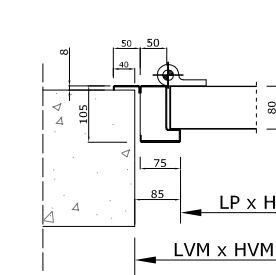
Accessories

- "V" arm door closer
- Couple of handle
- Panic Push-bar (black body - red bar)

**HALLWAY ASSEMBLY**



**CORNER ASSEMBLY**



Qty Right \_\_\_\_\_ Qty Left \_\_\_\_\_

Total Qty \_\_\_\_\_

RAL: \_\_\_\_\_

LVM = Structural Opening Width  
 HVM = Structural Opening Height  
 LP = Frame Passage Width  
 HP = Frame Passage Height  
 LET = External Frame Width  
 HET = External Frame Height  
 LPa = Leaves Passage Width  
 LPM\* = Passage Width with Panic Push-Bar

(Sheet Mod. 850-A)

**SHEET PR2-Sa\_EN**

**EI 120 LARGE DIMENSION STEEL DOOR**

**1 LEAF**

**Smoke Tightness Sa (EN 1634-3:2005)**

**"ROTOR"**

Client: \_\_\_\_\_

Order n° \_\_\_\_\_ dd \_\_\_\_\_

Ref. : \_\_\_\_\_

Stamp and signature

Date:



Fael Security Srl  
 Via E. Majorana  
 72100 Brindisi - ITALIA  
 Tel. 0831-546563 Fax 0831-546674  
 E-mail: fael@fael.com  
 Web: http://www.fael.com